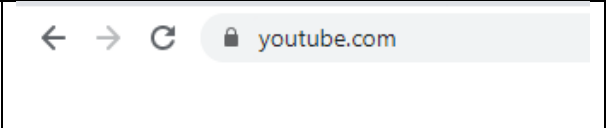
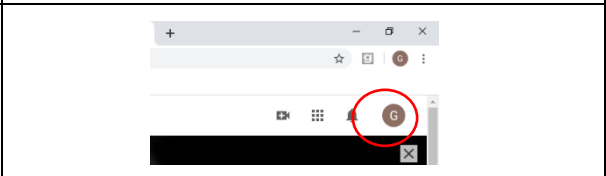
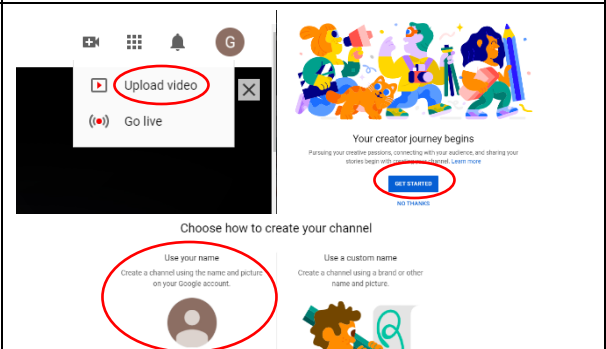
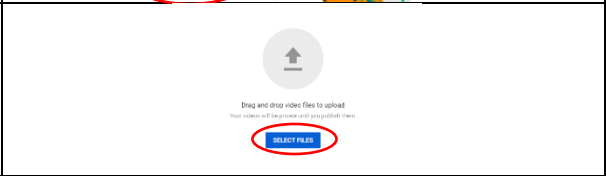
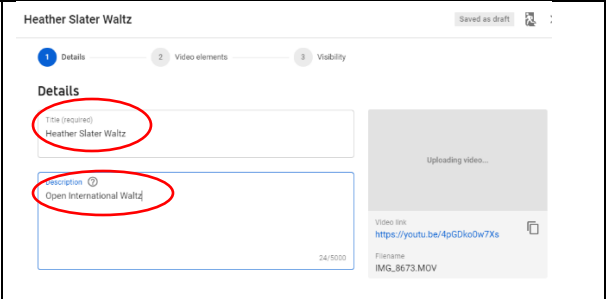
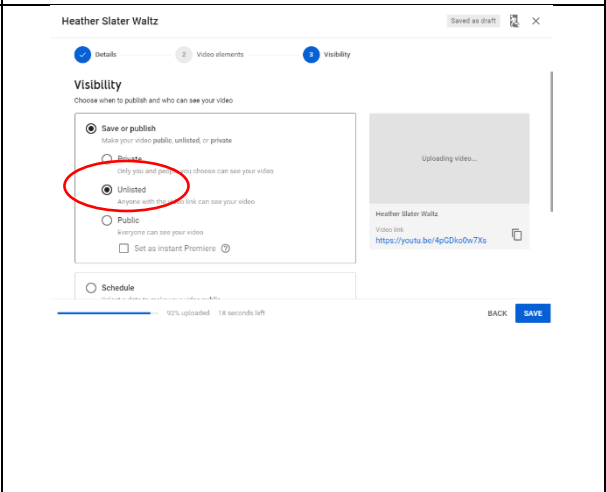


How to Upload and Submit a Video to YouTube 😊

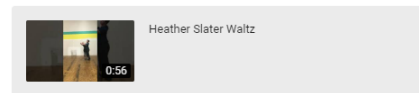
ON YOUR PC:

<p>Open your Internet browser and type www.youtube.com</p>	
<p>Create and/or login to your YouTube account. Use your google account if you have one (this may happen automatically).</p>	
<p>Click on the little video camera icon. Select "Upload video". If you have never uploaded to YouTube before, you may be asked to create a "channel". You can just use your sign in account information.</p>	
<p>Select the video you want to upload (make sure you know where on your computer the video is located).</p>	
<p>Create a Title for your video using the Dancer's Name and style of dance in the video (ex. Heather Slater Waltz) In the description box put which level of dance it is (ex. Open International Waltz)</p>	
<p>Keep clicking "next" until you get to the Visibility setting. Make sure you click "unlisted" so that your audition video cannot be viewed without a specific link to the video.</p>	

You will get a message when your video is done processing.

Video processing

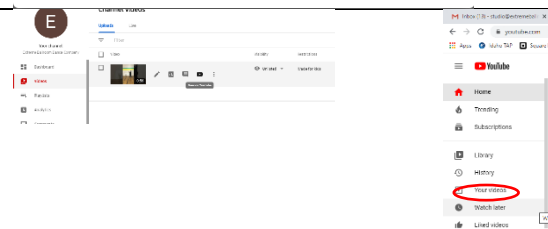
The standard definition (SD) version of your video needs to finish processing before your video is **unlisted** on YouTube



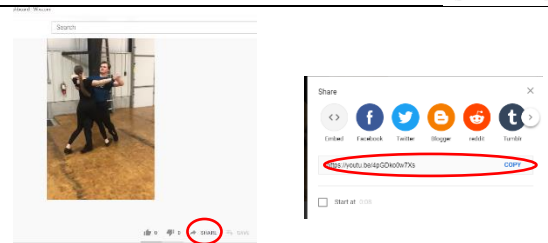
Finished processing

CLOSE

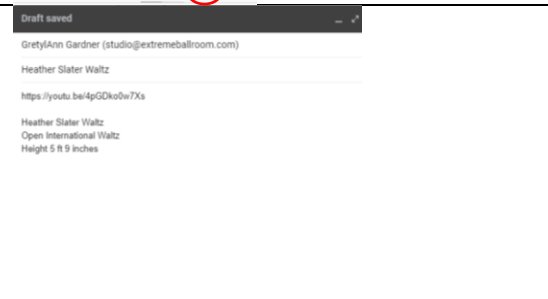
To find your video after processing, go to your channel and select “videos” or go to the YouTube home page and select “Your Videos”.



Select your video to open it. Click on the “share” option and click “copy” next to the link to the video.



Open your email and paste the video in a new message. In the “to:” line type studio@extremeballroom.com. Under the video link type in the dancer’s name, which video is being submitted, and the dancer’s height (it is hard to tell how tall they are from a video!!)



Repeat the process for the other audition video.

Go out for ice cream and reward yourself because you did it!! 😊